

o/c



WEST COAST PAPER MILLS LTD.,

Registered & Works Office : Post Box No. 5, Bangur Nagar, Dandeli-581 325

Dist Uttar Kannada (Karnataka) - India

CORPORATE IDENTITY NO : L02101KA1955PLC001936 website : www.westcoastpaper.com
Ph : (08284) 231391 - 395 (5 lines) Fax : 08284-231225 (Admn. Office) 230443 (Works Office)



ZZT/Env Cell-KSPCB/15/ 759
03-06-2026

Environmental Officer,
Regional Office,
Karnataka State Pollution Control Board
" Parisara Bhavan" , LIG - II, B - 217
B-1, Main Road, A-16th Cross
Near Hari Om Trust, Habbuwada
KARWAR - 581 303

Speed Post with A D

Dear Sir,

Sub: Water Pollution Control Report.

We are sending herewith the following for the month of **May-2026**.


1. The weekly analysis report of treated mill effluent (including sewage).
2. Daily Readings of pH, D.O and Flow at single point discharge, with Energy Consumption.
3. Upstream & Downstream water quality monitoring report of Kali River.

"We assure that no trade effluent, sewage effluent, Solid waste is being discharged outside the premises without treatment directly or indirectly".

We hope you will find this in order.

Thanking You,

Very truly yours,
WEST COAST PAPER MILLS LTD


Anuj Kumar Tayal
President (Technical)

Encl: As above





Corporate Office : 31, Chowringhee Road, Kolkata - 700 016
Phone : (033) 2265 6271-78 (8 lines), Fax : (033) 2226 5242, Email : wcpm.sale@westcoastpaper.com

WEST COAST PAPER MILLS LIMITED, DANDELI
Central Laboratory (Env. Cell)

Analysis report of Domestic waste water along with Treated trade effluent for the month of May-2026

Sample collected & tested by Environment Cell Laboratory

SL.No.	Pollution parameters as mentioned in the condition imposed under consent granted under section 25/26 of the water (prevention & control of pollution) Act 1974.	Maximum permissible limits or ranges allowed as per consent conditions.	concentration or range of parameters as per report.				Dates on which	
			I Week	II Week	III Week	IV Week	There was breakdown or failure of the plant	Under Performance was noticed
A	Industrial effluent							
1	Color and Odour	All efforts to remove Colour & Odour as per as practicable	Necessary measures are taken to remove Colour as well as unpleasant Odour.				No Break down or failure	Nil
2	pH value	7.0 - 8.5	7.5	7.7	7.1	7.6		
3	Bio Chemical Oxygen Demand ⁰ 3 days at 27 c	mg/ltr 30 [max]	22	18	20	24		
4	Chemical Oxygen Demand	mg/ltr 250 [max]	200	196	188	210		
5	Suspended Solids	mg/ltr 50.0 [max]	24	28	22	26		
6	Oil and Greece	mg/ltr 10.0 [max]	Nil	Nil	Nil	Nil		
7	Chloride (as Cl)	mg/ltr 350 [max]	162	172	183	158		
8	Sulphate (as SO ₄)	mg/ltr 1000 [max]	142	135	158	174		
9	Sulphide (as S)	mg/ltr 2 [max]	Nil	Nil	Nil	Nil		
10	Total Residue Chlorine	mg/ltr 1.0 [max]	Nil	Nil	Nil	Nil		
11	Ammonical Nitrogen (as N)	mg/ltr 50 [max]	Nil	Nil	Nil	Nil		
12	Total Kjeldhal Nitrogen	mg/ltr 100 [max]	5.6	6.2	5.8	6.4		
13	Free Ammonia (as NH ₃)	mg/ltr 5.0 [max]	Nil	Nil	Nil	Nil		
14	Dissolve Phosphate(as P)	mg/ltr 5.0 [max]	Nil	Nil	Nil	Nil		
15	Total Dissolve Solids (Inorganic)	mg/ltr 2100 [max]	1164	1094	1106	1202		
16	AOX	Kg/Ton <1.0	← BDL →					

Date : 03-06-2026

Signature :



Name : Anuj KumarTayal
President (Tech)

Address : West Coast Paper Mills Ltd.,
Bangur Nagar DANDELI . (U.K.) 581-325



WEST COAST PAPER MILLS LIMITED, DANDELI**Central Laboratory (Env. Cell)**

Date wise report of pH, D.O , ETP Energy consumption and Treated trade effluent discharge for the month of May-2026

S.No	Date	pH	D.O ppm	Total Energy Consumption KWH	Treated Effluent Discharge flow KL / day
1	01-05-2026	7.6	4.5	20722	36034
2	02-05-2026	7.7	4.9	18355	36272
3	03-05-2026	7.5	4.7	20435	35820
4	04-05-2026	7.5	4.8	20102	35086
5	05-05-2026	7.4	4.7	20170	34872
6	06-05-2026	7.6	4.4	17376	33930
7	07-05-2026	7.7	4.4	19665	36645
8	08-05-2026	7.5	4.5	18995	36451
9	09-05-2026	7.4	4.5	20188	38478
10	10-05-2026	7.5	4.6	19399	38626
11	11-05-2026	7.7	4.6	20967	38496
12	12-05-2026	7.6	4.4	21592	41305
13	13-05-2026	7.6	4.6	20768	39589
14	14-05-2026	7.6	4.8	21028	39000
15	15-05-2026	7.6	4.8	20611	40630
16	16-05-2026	7.7	4.8	21690	38527
17	17-05-2026	7.8	4.8	22561	37138
18	18-05-2026	7.5	4.9	21163	35081
19	19-05-2026	7.7	4.6	20389	35485
20	20-05-2026	7.4	4.7	21491	34069
21	21-05-2026	7.5	4.8	21013	35319
22	22-05-2026	7.7	4.8	20356	33201
23	23-05-2026	7.6	4.7	21671	35054
24	24-05-2026	7.4	4.9	20895	33829
25	25-05-2026	7.6	4.8	21514	36332
26	26-05-2026	7.5	4.9	20464	35966
27	27-05-2026	7.6	4.7	21887	35129
28	28-05-2026	7.5	4.9	20554	33058
29	29-05-2026	7.9	4.3	22710	33989
30	30-05-2026	7.3	4.4	23245	33394
31	31-05-2026	7.3	4.8	22866	35770
Average		7.6	4.7	20801	36212

Date : 03-06-2026

Signature :

Name : Anuj KumarTayal
President (Tech)

Address :

West Coast Paper Mills Ltd.,
Bangur Nagar DANDELI . (U.K.) 581-325

WEST COAST PAPER MILLS LIMITED, DANDELI
Central Laboratory (Env. Cell)

Date of sample collection : 07-05-2026

1. Up stream of Confluence point River Kali
2. Down stream of Confluence point River Kali
3. Down stream of Confluence point River Kali

SL. No.	Parameter		Upstream	Downstream	
				Kariempalli Village	Harnoda Village
			1	2	3
1	pH		7.8	7.6	7.7
2	Suspended Solids	Mg/L	22	26	30
3	Dissolved Solids	Mg/L	28	30	34
4	Total Solids	Mg/L	50	56	64
5	Hardness as CaCO ₃	Mg/L	26	22	28
6	Alkalinity (M.O)as CaCO ₃	Mg/L	24	28	22
7	Chloride as Cl	Mg/L	18.2	14.8	16.2
8	Sulphate as SO ₄	Mg/L	20.4	26.2	24.8
9	Turbidity	NTU	11.0	11.0	11.0
10	B O D ₃	Mg/L	1.1	1.4	1.2
11	Dissolved Oxygen	Mg/L	7.9	7.8	7.7
12	Sp. Conductivity	ms	15.4	16.5	18.7

Date : 03 -06 -2026

Signature :


Name :

Anuj Kumar Tayal
President (Tech)

Address :

West Coast Paper Mills Ltd.,
Bangur Nagar DANDELI . (U.K.) 581-325

o/c



WEST COAST PAPER MILLS LTD.,

Registered & Works Office : Post Box No. 5, Bangur Nagar, Dandeli-581 325

Dist Uttar Kannada (Karnataka) - India

CORPORATE IDENTITY NO : L02101KA1955PLC001936 website : www.westcoastpaper.com

Ph : (08284) 231391 - 395 (5 lines) Fax : 08284-231225 (Admn. Office) 230443 (Works Office)



ZZT/Env Cell-KSPCB/15/ 760
03- 06 - 2026

Environmental Officer,
Regional Office,
Karnataka State Pollution Control Board
" Parisara Bhavan" , LIG - II, B - 217
B-1, Main Road, A-16th Cross
Near Hari Om Trust, Habbuwada
KARWAR - 581 303

Speed Post with A D

Dear Sir,

Sub: Air Pollution Control Report.

We are sending herewith the following for the month of **May-2026**.

1. Analysis report of stack emission showing the performance of the Air pollution control equipment / Instruments.
2. The Ambient Air Quality Monitoring report and Meteorological report.
3. Month wise Fly ash & Bottom ash generation quantity & disposal quantity to different Brick Manufacturing industries in MT.

Hope you will find this in order.

Thanking You,

Very truly yours,

WEST COAST PAPER MILLS LTD


Anuj Kumar Tayal
President (Technical)



Encl: As above



The mark of
responsible forestry

Corporate Office : 31, Chowringhee Road, Kolkata - 700 016

Phone : (033) 2265 6271-78 (8 lines), Fax : (033) 2226 5242, Email : wcpm.sale@westcoastpaper.com

WEST COAST PAPER MILLS LIMITED

CENTRAL LABORATORY (Env.Cell)

Analysis report of stack emission for the month of May-2026

Tested by Environment Cell Laboratory

Stack No.	Stack attached to.	Rate of Emission Nm ³ / hr		Constituents to be controlled in emission.	Tolerance Limit mg/Nm ³	
		Tolerance	Achieved		Tolerance	Achieved
1	Chemical Recovery Boiler-I	1,25,000	1,06,038	Particulates	150	51
				H ₂ S	10	0.90
2	Chemical Recovery Boiler -II	2,25,720	1,30,448	Particulates	150	56
				H ₂ S	10	0.92
3	Rotary Lime Kiln-I	20,000	14,699	Particulates	150	38
4	Rotary Lime Kiln -II	39600	19,386	Particulates	150	47
5	FBC Boiler - I	92,000	Shut	Particulates	150	Shut
6	FBC Boiler - II	1,23,912	Shut	Particulates	150	Shut
7	FBC Boiler - III	1,38,480	1,14,959	Particulates	150	49
8	FBC Boiler - IV	1,44,108	1,16,804	Particulates	150	55

Note : Flue gases of RLK I & II have been diverted to PCC plant for manufacture of PCC to reduce CO₂ emission to Environment.

Date : 03-06-2026

Signature :



Name : Anuj Kumar Tayal
President (Tech)

Address : West Coast Paper Mills Ltd.,
Bangur Nagar DANDELI . (U.K.) 581-325



WEST COAST PAPER MILLS LIMITED, DANDELI
Central Laboratory (Env. Cell)

Analysis Report of Ambient Air Quality monitoring for the month of May-2026

SL.No.	AAQM Parameters	NAAQ STD	Unit	Fire station	Administration Office	Kerwad Village	ETP area
1	ii] Suspended Particulate Matter PM 10	100	µg/m ³	49.1	39.9	46.1	57.3
2	i] Suspended Particulate Matter PM 2.5	60	µg/m ³	23.2	18.3	21.5	26.0
3	iv] Sulphur Dioxide [SO ₂]	80	µg/m ³	25.7	19.7	27.8	23.8
4	v] Oxidies of Nitrogen[NO _x]	80	µg/m ³	15.5	22.6	16.1	19.1
5	vi] Hydrogen Sulphide [H ₂ S]	-	µg/m ³	BDL	BDL	BDL	BDL

* BDL - Below Detected level

Meteorological Data for the month of May-2026							
SL.No.	Meteorological Parameters	Unit	1 st Week	2 nd Week	3 rd Week	4 th Week	
1	i] Wind Velocity	KM/hr	0.71	0.41	0.34	0.39	
2	ii] Wind Direction						
	Morning		NE	SSW	E	NNE	
	Evening		SW	SW	NW	SW	
3	iii] Temperature						
	Maximum	° C	35.0	37.0	34.0	35.0	
	Minimum	° C	23.0	24.0	23.5	24.5	
4	iv] Relative Humidity,						
	Maximum						
	Morning	%	94.3	91.5	100.0	94.2	
	Evening	%	68.8	72.1	68.6	71.0	
	Minimum						
	Morning	%	88.7	83.2	88.7	88.7	
5	Evening	%	64.9	66.6	60.8	66.5	
	Total Rainfall	cm	0.000	1.585	2.750	2.700	

Date : 03-06-2026

Signature :

Name : 
Anuj Kumar Tayal
President (Tech)

Address : West Coast Paper Mills Ltd.,
Bangur Nagar DANDELI . (U.K.) 581-325



West Coast Paper Mills Ltd, Dandeli
Central Laboratory (Environment Cell)

Furnishing details of Fly ash generation and Disposal practice for the month of **May-2026** and for the year 2025-2026

S.No	Name of the Agency	Fly Ash
1	ANNAPOORNA BRICKS	304.23
2	BHARATH FLY ASH & SOLID BRICKS	46.28
3	DARSHAN FLY ASH BRICKS	94.85
4	D K BRICKS	391.99
5	G MART	180.47
6	JAI HANUMAN INDUSTRY	134.07
7	KAMBLE BRICKS	311.47
8	MAHALINGESHWAR BRICKS	231.01
9	MANIKANT BRICKS	372.25
10	OM SHIVA SHANKAR ASH AND SOLID BRICKS	120.29
11	PRATHAM INDUSTRIES	154.19
12	SHREE DURGA PRASAD INDUSTRIES	181.44
13	SHREE DURGA SHAKTI FLY ASH & SOLID BLOCKS	211.28
14	SHREE INDUSTRIES	46.53
15	SHREE MAHALAXMI FLY ASH & SOLID BRIKS	57.76
16	SHREE MAHALING FLY ASH & SOLID BRICKS	217.6
17	SHREE MALLIKARJUN FLY ASH & SOLID BRICKS	264.91
18	SHREE PAVITRA INDUSTRIES	301.58
19	SHREE SAI INDUSTRIES	63.48
20	SHRI BHAVANI INDUSTRIES	44.86
21	SHRI GANESH INDUSTRIES	24.02
22	SHRI RENUKADEVI ENTERPRISES	456.33
23	TIRUMAL INDUSTRIAL	302.06
24	TREYAMBAKA CONSTRUCTION Total	1510.21
Total		6023.16


Date :

03-06-2026

Signature :

Name :

Address :


Anuj Kumar Tayal
President (Tech.)
West Coast Paper Mills Ltd.,
Bangar Nagar Dandeli.(U.K) 581325



West Coast Paper Mills Ltd, Dandeli
Central Laboratory (Environment Cell)

Furnishing details of Bottom ash generation and Disposal practice for the month of **May-2026** and for the year 2025-2026


S.No	Name of the Agency	Bottom Ash
1	ANNAPOORNA BRICKS	43.44
2	BHARATH FLY ASH & SOLID BRICKS	29.18
3	DARSHAN FLY ASH BRICKS	70.55
4	DK BRICKS	82.69
5	G MART	68.32
6	JAI HANUMAN INDUSTRY	53.42
7	KAMBLE BRICKS	47.41
8	MAHALINGESHWAR BRICKS	31.76
9	MANIKANT BRICKS	28.31
10	OM SHIVA SHANKAR ASH AND SOLID BRICKS	86.7
11	PRATHAM INDUSTRIES	77.24
12	SHREE DURGA PRASAD INDUSTRIES	33.01
13	SHREE INDUSTRIES	13.85
14	SHREE MAHALAXMI FLY ASH & SOLID BRIKS	13.99
15	SHREE MAHALING FLY ASH & SOLID BRICKS	24.51
16	SHREE MALLIKARJUN FLY ASH & SOLID BRICKS	48.98
17	SHREE PAVITRA INDUSTRIES	98.17
18	SHREE SAI INDUSTRIES	13.61
19	SHRI BHAVANI INDUSTRIES	14.4
20	SHRI RENUKADEVI ENTERPRISES	165.22
21	TIRUMAL INDUSTRIAL	68.63
22	TREYAMBAKA CONSTRUCTION	411.95
Total		1525.34

Date : 03-06-2026

Signature :


Name :

Address :


Anuj Kumar Tayal
President (Tech.)
West Coast Paper Mills Ltd.,
Bangur Nagar Dandeli.(U.K) 581325



o/c



WEST COAST PAPER MILLS LTD.,

Registered & Works Office : Post Box No. 5, Bangur Nagar, Dandeli-581 325

Dist Uttar Kannada (Karnataka) - India

CORPORATE IDENTITY NO : L02101KA1955PLC001936 website : www.westcoastpaper.com

Ph : (08284) 231391 - 395 (5 lines) Fax : 08284-231225 (Admn. Office) 230443 (Works Office)



ZZT/Env.Cell-KSPCB/15/ 761
03-06-2026

Senior Environmental Officer,
Hazardous waste cell,
Karnataka State Pollution Control Board
49, Parisara Bhavan,
4th & 5th Floor,
Church Street
Bangalore 560 001

Speed post with A.D

Dear Sir,

Sub: Details of Hazardous Wastes generation and Disposal for **May-2026.**

1. Quantity of storage & transportation details of Used Oil and Waste Oil.
2. Quantity of Waste oil sludge reprocessed on our RLK.
3. E - Waste generation and Disposal details.
4. Detail Disposal of Non Ferrous Scrap.
5. Detail disposal of Empty plastic carboys.
6. Details of Disposal of Waste Batteries.

*Online Manifest is generated for disposal of the Hazardous waste wherever applicable.

We hope you will find this in order.

Thanking You,
Very truly yours,

WEST COAST PAPER MILLS LTD

Anuj Kumar Tayal
President (Technical)

Encl: As above

Cc:
Environmental Officer,
Regional Office,
Karnataka State Pollution Control Board
" Parisara Bhavan" , LIG - II, B - 217
B-1, Main Road, A-16th Cross
Near Hari Om Trust, Habbuwada
KARWAR - 581 303

Speed Post with A D



Corporate Office : 31, Chowringhee Road, Kolkata - 700 016

Phone : (033) 2265 6271-78 (8 lines), Fax : (033) 2226 5242, Email : wcpm.sale@westcoastpaper.com

West Coast Paper Mills Ltd Dandeli
Central Laboratory (Env.Cell)

Monthly generation and disposed details of Used Oil, Empty Barrels/Containers and Waste residue containing Oil.

May-2026

SL.No	Particulars	For the Month	For the Year from April 2025 to March 2026
I	Used oil	Quantity (KL)	Category (5.1)
	a Total generation	2.400	7.200
	b Total Quantity Disposed	2.400	7.200
	c Balance in storage yard	Nil	Nil
II	Empty Barrels/Containers	Quantity (MT)	Category (33.1)
	a 200 Liters Capacity Carboys	6.650	11.250
	b Mixed plastic scrap 150 ltr,100 ltr,30-60 ltr.	Nil	Nil
	c Scrap and Damage Totebins	Nil	0.520
	d Scrap cover,Bucket, PVC etc	2.560	2.560
	e Total Quantity Disposed	9.210	14.330
	f Balance in storage yard	Nil	Nil
III	Waste residues containing Oil	Quantity (MT)	Category (5.2)
	a Total generation	0.038	0.083
	b Quantity Disposed in Boiler	0.038	0.083
	c Balance	Nil	Nil

Date : 03-06-2026

Signature :

Name : Anuj Kumar Tayal
President (Tech)

Address : West Coast Paper Mills Ltd.,
Bangur Nagar DANDELI . (U.K.) 581-325

West Coast Paper Mills Ltd Dandeli
Central Laboratory (Env Cell)

Generation and Disposal details of E- Waste, Non Ferrous Scrap and Waste Batteries for the Month of May-2026.

E – Waste		For the Month	For the Year from April 2025 to March 2026	
		Quantity in MT		
I	a	Scrap E Waste (Computers & its parts)	Nil	0.131
	b	Scrap Cartridge	Nil	0.510
	c	Scrap E Waste Lap Top	Nil	Nil
	d	Scrap E Waste saw Filter Modulator	Nil	Nil
	e	Scrap plotter machine , Plus plotter machine	Nil	Nil
	f	Total Qty Disposed	Nil	0.641
	g	Total Qty balance in storage yard	Nil	Nil
Non Ferrous scrap		Quantity in MT		
II	a	Scrap copper rewinding wire and Patti	0.1525	0.1525
	b	Scrap Brass	0.444	0.444
	C	Scrap copper cable	4.100	4.100
	d	Total Quantity Disposed	4.697	4.697
	e	Balance in storage yard	Nil	Nil
Scrap Battery Details		Quantity in MT		
III	a	Scrap Batteries	Nil	Nil
	b	Scrap Torch Cells	Nil	0.770
	c	Scrap Led Washer	Nil	Nil
	d	Total Quantity Disposed	Nil	0.770
	e	Balance in storage yard	Nil	Nil

Date : 03-06-2026

Signature :

Name : Anuj Kumar Tayal
President (Tech)

Address : West Coast Paper Mills Ltd.,
Bangur Nagar DANDELI . (U.K.) 581-325

(R/L)