



# WEST COAST PAPER MILLS LTD.,

Registered & Works Office : Post Box No. 5, Bangur Nagar, Dandeli-581 325

Dist Uttar Kannada (Karnataka) - India

CORPORATE IDENTITY NO : L02101KA1955PLC001936 website : www.westcoastpaper.com

Ph : (08284) 231391 - 395 (5 lines) Fax : 08284-231225 (Admn. Office) 230443 (Works Office)



**ZZT/Env Cell-KSPCB/15/ 328**  
**03-03-2026**

Environmental Officer,  
Regional Office,  
Karnataka State Pollution Control Board  
" Parisara Bhavan", LIG - II, B - 217  
B-1, Main Road, A-16<sup>th</sup> Cross  
Near Hari Om Trust, Habbuwada  
**KARWAR - 581 303**

**Speed Post with A D**

Dear Sir,

**Sub: Water Pollution Control Report.**

We are sending herewith the following for the month of **February-2026**.

1. The weekly analysis report of treated mill effluent (including sewage).
2. Daily Readings of pH, D.O and Flow at single point discharge, with Energy Consumption.
3. Upstream & Downstream water quality monitoring report of Kali River.

"We assure that no trade effluent, sewage effluent, Solid waste is being discharged outside the premises without treatment directly or indirectly".

We hope you will find this in order.

Thanking You,

Very truly yours,  
**WEST COAST PAPER MILLS LTD**

  
**Anuj Kumar Tayal**  
**President (Technical)**

Encl: As above



Corporate Office : 31, Chowringhee Road, Kolkata - 700 016  
Phone : (033) 2265 6271-78 (8 lines), Fax : (033) 2226 5242, Email : wcpm.sale@westcoastpaper.com

**WEST COAST PAPER MILLS LIMITED, DANDELI**  
Central Laboratory ( Env. Cell )

Analysis report of Domestic waste water along with Treated trade effluent for the month of February-2026

Sample collected & tested by Environment Cell Laboratory

SL.No.	Pollution parameters as mentioned in the condition imposed under consent granted under section 25/26 of the water (prevention & control of pollution ) Act 1974.	Maximum permissible limits or ranges allowed as per consent conditions.	concentration or range of parameters as per report.				Dates on which	
			I Week	II Week	III Week	IV Week	There was breakdown or failure of the plant	Under Performance was noticed
<b>A</b>	<b>Industrial effluent</b>							
1	Color and Odour	All efforts to remove Colour & Odour as per as practicable	Necessary measures are taken to remove Colour as well as unpleasant Odour.				No Break down or failure	Nil
2	pH value	7.0 - 8.5	7.3	7.6	7.2	7.5		
3	Bio Chemical Oxygen Demand <sub>3 days at 27° c</sub> mg/ltr	30 [ max ]	23	21	20	18		
4	Chemical Oxygen Demand mg/ltr	250 [ max ]	210	196	200	188		
5	Suspended Solids mg/ltr	50.0 [ max ]	30	28	24	23		
6	Oil and Greece mg/ltr	10.0 [ max ]	Nil	Nil	Nil	Nil		
7	Chloride (as Cl) mg/ltr	350 [ max ]	172	164	158	186		
8	Sulphate (as SO <sub>4</sub> ) mg/ltr	1000 [ max ]	138	172	142	160		
9	Sulphide (as S) mg/ltr	2 [ max ]	Nil	Nil	Nil	Nil		
10	Total Residue Chlorine mg/ltr	1.0 [ max ]	Nil	Nil	Nil	Nil		
11	Ammonical Nitrogen (as N) mg/ltr	50 [ max ]	Nil	Nil	Nil	Nil		
12	Total Kjeldhal Nitrogen mg/ltr	100 [ max ]	5.2	6.1	5.0	6.5		
13	Free Ammonia (as NH <sub>3</sub> ) mg/ltr	5.0 [ max ]	Nil	Nil	Nil	Nil		
14	Dissolve Phosphate(as P) mg/ltr	5.0 [ max ]	Nil	Nil	Nil	Nil		
15	Total Dissolve Solids (Inorganic) mg/ltr	2100 [ max ]	1082	1146	1108	1042		
16	AOX Kg/Ton	<1.0	← BDL →					

Date : 03-03-2026

Signature :



Name : Anuj KumarTayal  
President (Tech)

Address : West Coast Paper Mills Ltd.,  
Bangur Nagar DANDELI . ( U.K.) 581-325

**WEST COAST PAPER MILLS LIMITED, DANDELI**  
Central Laboratory (Env. Cell )

Date wise report of pH, D.O , ETP Energy consumption and Treated trade effluent discharge for the month of February-2026

SL .No	Date	pH	D.O ppm	Total Energy Consumption KWH	Treated Effluent Discharge flow KL / day
1	01-02-2026	7.6	4.7	24279	38294
2	02-02-2026	7.5	4.5	22682	40344
3	03-02-2026	7.5	4.5	24257	39778
4	04-02-2026	7.5	4.5	22434	39875
5	05-02-2026	7.5	4.4	25048	38290
6	06-02-2026	7.4	4.5	23348	40593
7	07-02-2026	7.5	4.3	24341	40496
8	08-02-2026	7.5	4.5	25119	42134
9	09-02-2026	7.5	4.6	23864	38219
10	10-02-2026	7.6	4.4	23669	40081
11	11-02-2026	7.5	4.5	24725	40229
12	12-02-2026	7.5	4.6	24183	44059
13	13-02-2026	7.4	4.8	24835	37244
14	14-02-2026	7.5	4.8	25117	41924
15	15-02-2026	7.4	4.6	25135	39396
16	16-02-2026	7.4	4.5	24469	38519
17	17-02-2026	7.5	4.4	24232	38306
18	18-02-2026	7.5	4.5	23922	39723
19	19-02-2026	7.4	4.5	23498	41707
20	20-02-2026	7.4	4.4	23953	43832
21	21-02-2026	7.4	4.4	21509	40815
22	22-02-2026	7.5	4.5	22748	38850
23	23-02-2026	7.5	4.5	21821	40523
24	24-02-2026	7.5	4.5	21362	38527
25	25-02-2026	7.4	4.5	23044	38996
26	26-02-2026	7.4	4.6	22559	37911
27	27-02-2026	7.4	4.6	24300	40529
28	28-02-2026	7.5	4.7	21631	38883
<b>Average</b>		<b>7.5</b>	<b>4.5</b>	<b>23646</b>	<b>39931</b>

Date : 03-08-2026

Signature :

Name : Anuj KumarTayal  
President (Tech)

Address :

West Coast Paper Mills Ltd.,  
Bangur Nagar DANDELI . ( U.K.) 581-325

**WEST COAST PAPER MILLS LIMITED, DANDELI**  
**Central Laboratory ( Env. Cell )**

Date of sample collection : 05-03-2026

1. Up stream of Confluence point River Kali    2. Down stream of Confluence point River Kali  
3. Down stream of Confluence point River Kali

SL. No.	Parameter	Upstream	Downstream	
			Kariempalli Village	Harnoda Village
		1	2	3
1	pH	7.5	7.7	7.6
2	Suspended Solids      Mg/L	26	32	28
3	Dissolved Solids      Mg/L	22	28	24
4	Total Solids      Mg/L	48	60	52
5	Hardness as CaCO <sub>3</sub> Mg/L	24	22	26
6	Alkalinity (M.O)as CaCO <sub>3</sub> Mg/L	26	20	22
7	Chloride as Cl      Mg/L	10.4	8.4	9.6
8	Sulphate as SO <sub>4</sub> Mg/L	22.8	23.4	26.2
9	Turbidity      NTU	12.0	12.0	12.0
10	B O D <sub>3</sub> Mg/L	1.3	1.1	1.0
11	Dissolved Oxygen      Mg/L	7.8	7.6	7.7
12	Sp. Conductivity <i>ms</i>	12.1	15.4	13.2

Date : 03 -03 -2026


Signature :

Name :

Anuj Kumar Tayal  
President (Tech)

Address :

West Coast Paper Mills Ltd.,  
Bangur Nagar DANDELI . ( U.K.) 581-325



# WEST COAST PAPER MILLS LTD.,

Registered & Works Office : Post Box No. 5, Bangur Nagar, Dandeli-581 325

Dist Uttar Kannada (Karnataka) - India

CORPORATE IDENTITY NO : L02101KA1955PLC001936 website : www.westcoastpaper.com

Ph : (08284) 231391 - 395 (5 lines) Fax : 08284-231225 (Admn. Office) 230443 (Works Office)



**ZZT/Env Cell-KSPCB/15/ 329**  
**03- 03 - 2026**

Environmental Officer,  
Regional Office,  
Karnataka State Pollution Control Board  
" Parisara Bhavan" , LIG - II, B - 217  
B-1, Main Road, A-16<sup>th</sup> Cross  
Near Hari Om Trust, Habbuwada  
**KARWAR - 581 303**

**Speed Post with A D**

Dear Sir,

**Sub: Air Pollution Control Report.**

We are sending herewith the following for the month of **February-2026**.

1. Analysis report of stack emission showing the performance of the Air pollution control equipment / Instruments.
2. The Ambient Air Quality Monitoring report and Meteorological report.
3. Month wise Fly ash & Bottom ash generation quantity & disposal quantity to different Brick Manufacturing industries in MT.

Hope you will find this in order.

Thanking You,

Very truly yours,

**WEST COAST PAPER MILLS LTD**

**Anuj Kumar Tayal**  
**President (Technical)**

Encl: As above



The mark of  
responsible forestry

Corporate Office : 31, Chowringhee Road, Kolkata - 700 016

Phone : (033) 2265 6271-78 (8 lines), Fax : (033) 2226 5242, Email : wcpm.sale@westcoastpaper.com

# WEST COAST PAPER MILLS LIMITED

CENTRAL LABORATORY ( Env.Cell )

Analysis report of stack emission for the month of February-2026

Tested by Environment Cell Laboratory

Stack No.	Stack attached to.	Rate of Emission Nm <sup>3</sup> / hr		Constituents to be controlled in emission.	Tolerance Limit mg/Nm <sup>3</sup>	
		Tolerance	Achieved		Tolerance	Achieved
1	Chemical Recovery Boiler-I	1,25,000	1,18,872	Particulates	150	68
				H <sub>2</sub> S	10	0.98
2	Chemical Recovery Boiler -II	2,25,720	1,67,975	Particulates	150	76
				H <sub>2</sub> S	10	0.92
3	Rotary Lime Kiln-I	20,000	17,060	Particulates	150	54
4	Rotary Lime Kiln -II	39600	23,326	Particulates	150	67
5	FBC Boiler - I	92,000	Shut	Particulates	150	Shut
6	FBC Boiler - II	1,23,912	Shut	Particulates	150	Shut
7	FBC Boiler - III	1,38,480	1,18,638	Particulates	150	45
8	FBC Boiler - IV	1,44,108	1,08,340	Particulates	150	52

Note : Flue gases of RLK I & II have been diverted to PCC plant for manufacture of PCC to reduce CO<sub>2</sub> emission to Environment.

Date : 03 -03 -2026

Signature :



Name : Anuj Kumar Tayal  
President (Tech)

Address : West Coast Paper Mills Ltd.,  
Bangur Nagar DANDELI . ( U.K.) 581-325

**WEST COAST PAPER MILLS LIMITED, DANDELI**  
Central Laboratory ( Env. Cell)

Analysis Report of Ambient Air Quality monitoring for the month of February-2026

SL.No.	AAQM Parameters	NAAQ STD	Unit	Fire station	Administration Office	Kerwad Village	ETP area
1	ii] Suspended Particulate Matter PM 10	100	µg/m <sup>3</sup>	41.9	30.2	53.1	62.4
2	i] Suspended Particulate Matter PM 2.5	60	µg/m <sup>3</sup>	20.1	14.7	27.5	31.9
3	iv] Sulphur Dioxide [ SO <sub>2</sub> ]	80	µg/m <sup>3</sup>	32.8	35.3	31.4	29.2
4	v] Oxidies of Nitrogen[NOx]	80	µg/m <sup>3</sup>	31.8	21.6	32.3	32.5
5	vi] Hydrogen Sulphide [H <sub>2</sub> S]	-	µg/m <sup>3</sup>	BDL	BDL	BDL	BDL

\* BDL - Below Detected level

Meteorological Data for the month of February-2026							
SL.No.	Meteorological Parameters		Unit	1 <sup>st</sup> Week	2 <sup>nd</sup> Week	3 <sup>rd</sup> Week	4 <sup>th</sup> Week
1	i] Wind Velocity	-	KM/hr	0.52	0.49	0.60	0.95
2	ii] Wind Direction	-					
	Morning	-		SW	SSW	SEE	NNE
	Evening	-		NEE	SWW	SW	SSW
3	iii] Temperature						
	Maximum	-	° C	32.0	33.0	34.0	32.0
	Minimum	-	° C	15.0	15.0	19.0	18.0
4	iv] Relative Humidity,						
	Maximum						
	Morning	-	%	93.8	90.8	94.0	91.2
	Evening	-	%	73.7	71.9	72.0	74.3
	Minimum						
	Morning	-	%	88.1	88.0	88.3	88.4
	Evening	-	%	68.9	70.4	68.1	67.5
5	Total Rainfall	-	cm	0.000	0.000	0.000	0.000

Date : 03-03-2026

Signature :



Name : Anuj Kumar Tayal  
President (Tech)

Address : West Coast Paper Mills Ltd.,  
Bangur Nagar DANDELI . ( U.K.) 581-325

**West Coast Paper Mills Ltd, Dandeli**  
**Central Laboratory (Environment Cell)**

Furnishing details of Fly ash generation and Disposal practice for the month of February-2026 and for the year 2025-2026

S.No	Name of the Agency	Fly Ash
1	BHARATH FLY ASH & SOLID BRICKS Total	41.72
2	CHETAN INDUSTRIES Total	32.98
3	DARSHAN FLY ASH BRICKS Total	92.44
4	DK BRICKS	280.21
5	G MART	125.86
6	JAI HANUMAN INDUSTRY	139.1
7	KAMBLE BRICKS	236.09
8	MAHALINGESHWAR BRICKS	317.14
9	MANIKANT BRICKS	101.39
10	PRATHAM INDUSTRIES	168.48
11	SB. GOKAKA PAVERS	18.81
12	SHIVAJI INDUSTRIES Total	92.18
13	SHREE DURGA SHAKTI FLY ASH & SOLID BLOCKS	279.74
14	SHREE INDUSTRIES	170.44
15	SHREE MAHALAXMI FLY ASH & SOLID BRIKS	67.83
16	SHREE MAHALING FLY ASH & SOLID BRICKS	291.26
17	SHREE MALLIKARJUN FLY ASH & SOLID BRICKS	301.3
18	SHREE PAVITRA INDUSTRIES Total	303.18
19	SHREE SAI INDUSTRIES Total	132.97
20	SHRI BHAVANI INDUSTRIES Total	113.63
21	SHRI GANESH INDUSTRIES Total	103.12
22	SHRI RENUKADEVI ENTERPRISES Total	1159.49
23	TIRUMAL INDUSTRIAL Total	251.29
24	TREYAMBAKA CONSTRUCTION Total	947.11
<b>Total</b>		<b>5767.76</b>

Date : 03-03-2026

Signature :

Name :

Address :

  
**Anuj Kumar Tayal**  
**President (Tech.)**  
**West Coast Paper Mills Ltd.,**  
**Bangur Nagar Dandeli.(U.K) 581325**

**West Coast Paper Mills Ltd, Dandeli**  
**Central Laboratory (Environment Cell)**

Furnishing details of Bottom ash generation and Disposal practice for the month of February-2026 and for the year 2025-2026


S.No	Name of the Agency	Bottom Ash
1	BHARATH FLY ASH & SOLID BRICKS	19.64
2	DARSHAN FLY ASH BRICKS Total	131.18
3	DK BRICKS Total	81.84
4	G MART Total	100.06
5	JAI HANUMAN INDUSTRY Total	20.13
6	KAMBLE BRICKS Total	59.04
7	MAHALINGESHWAR BRICKS Total	63.93
8	MANIKANT BRICKS Total	38.4
9	PRATHAM INDUSTRIES Total	32.01
10	SHIVAJI INDUSTRIES Total	33.41
11	SHREE DURGA SHAKTI FLY ASH & SOLID BLOCKS Total	53.73
12	SHREE INDUSTRIES Total	94.77
13	SHREE MAHALING FLY ASH & SOLID BRICKS Total	68.66
14	SHREE MALLIKARJUN FLY ASH & SOLID BRICKS Total	37.14
15	SHREE PAVITRA INDUSTRIES Total	77.24
16	SHREE SAI INDUSTRIES Total	53.09
17	SHRI BHAVANI INDUSTRIES Total	31.48
18	SHRI GANESH INDUSTRIES Total	12.83
19	SHRI RENUKADEVI ENTERPRISES Total	354.35
20	TIRUMAL INDUSTRIAL Total	102.94
21	TREYAMBAKA CONSTRUCTION Total	429.88
<b>Total</b>		<b>1895.75</b>

Date : 03-03-2026

Signature :

Name :

Address :

  
Anuj kumar Tayal  
President (Tech.)  
West Coast Paper Mills Ltd.,  
Bangur Nagar Dandeli.(U.K) 581325



# WEST COAST PAPER MILLS LTD.,

Registered & Works Office : Post Box No. 5, Bangur Nagar, Dandeli-581 325  
Dist Uttar Kannada (Karnataka) - India

CORPORATE IDENTITY NO : L02101KA1955PLC001936 website : www.westcoastpaper.com  
Ph : (08284) 231391 - 395 (5 lines) Fax : 08284-231225 (Admn. Office) 230443 (Works Office)



**ZZT/Env.Cell-KSPCB/15/ 330**  
**03-03-2026**

**Senior Environmental Officer,**  
Hazardous waste cell,  
Karnataka State Pollution Control Board  
49, Parisara Bhavan,  
4<sup>th</sup> & 5<sup>th</sup> Floor,  
Church Street  
**Bangalore 560 001**

**Speed post with A.D**

Dear Sir,

**Sub:** Details of Hazardous Wastes generation and Disposal for **February-2026**.

1. Quantity of storage & transportation details of Used Oil and Waste Oil.
2. Quantity of Waste oil sludge reprocessed on our RLK.
3. E - Waste generation and Disposal details.
4. Detail Disposal of Non Ferrous Scrap.
5. Detail disposal of Empty plastic carboys.
6. Details of Disposal of Waste Batteries.

\*Online Manifest is generated for disposal of the Hazardous waste wherever applicable.

We hope you will find this in order.

Thanking You,  
Very truly yours,  
**WEST COAST PAPER MILLS LTD**

  
**Anuj Kumar Tayal**  
**President (Technical)**

Encl: As above

Cc:  
Environmental Officer,  
Regional Office,  
Karnataka State Pollution Control Board  
" Parisara Bhavan" , LIG - II, B - 217  
B-1, Main Road, A-16<sup>th</sup> Cross  
Near Hari Om Trust, Habbuwada  
**KARWAR - 581 303**

**Speed Post with A D**



The mark of  
responsible forestry


Corporate Office : 31, Chowringhee Road, Kolkata - 700 016  
Phone : (033) 2265 6271-78 (8 lines), Fax : (033) 2226 5242, Email : wcpm.sale@westcoastpaper.com

**West Coast Paper Mills Ltd Dandeli**  
Central Laboratory ( Env.Cell )

Monthly generation and disposed details of Used Oil, Empty Barrels/Containers and Waste residue containing Oil.

February-2026

SL.No	Particulars	For the Month	For the Year from April 2025 to March 2026
<b>Used oil</b>		<b>Quantity (KL)</b>	<b>Category (5.1)</b>
I	a Total generation	Nil	16.800
	b Total Quantity Disposed	Nil	16.800
	c Balance in storage yard	Nil	Nil
<b>Empty Barrels/Containers</b>		<b>Quantity (MT)</b>	<b>Category (33.1)</b>
II	a 200 Liters Capacity Carboys	9.620	62.640
	b 100 Litres Capacity Carboys	Nil	Nil
	c 30 to 60 liters Capacity Carboys	Nil	Nil
	d Carbuoys less than 30 ltrs cap	Nil	Nil
	e Damaged waste plastic carbuoy 200 ltrs, 150 ltrs, 100 ltrs 30-60 ltrs	1.110	10.200
	f Total Quantity Disposed	10.730	72.840
	g Balance in storage yard	Nil	Nil
<b>Waste residues containing Oil</b>		<b>Quantity (MT)</b>	<b>Category (5.2)</b>
III	a Total generation	0.036	0.414
	b Quantity Disposed in Boiler	0.036	0.414
	c Balance	Nil	Nil

Date : 03-03-2026  
Signature :   
Name : Anuj Kumar Tayal  
President (Tech)  
Address : West Coast Paper Mills Ltd.,  
Bangur Nagar DANDELI . ( U.K.) 581-325

**West Coast Paper Mills Ltd Dandeli**  
**Central Laboratory (Env Cell )**

**Generation and Disposal details of E- Waste, Non Ferrous Scrap and Waste Batteries for the Month of February-2026.**

	E – Waste		For the Month	For the Year from April 2025 to March 2026
			Quantity in MT	
<b>I</b>	a	Total Quantity Generated	Nil	1.480
	b	Total Quantity Disposed	Nil	1.480
	c	Scrap E Waste (Lap Top)	Nil	0.020
	d	Scrap E Waste saw Filter Modulator	Nil	0.210
	e	Total Qty Disposed and balance in storage yard	Nil	1.710
<b>Non Ferrous scrap</b>				
<b>II</b>			Quantity in MT	
	a	Scrap copper rewinding wire and Patti	Nil	3.608
	b	Scrap Brass	Nil	1.694
	c	Scrap copper cable	Nil	10.390
	d	Total Quantity Disposed	Nil	15.692
e	Balance in storage yard	Nil	Nil	
<b>Scrap Batteries</b>				
<b>III</b>			Quantity in MT	
	a	Total Quantity Generated	Nil	0.850
	b	Total Quantity Disposed	Nil	0.850
c	Balance in storage yard	Nil	Nil	

Date : 03-03-2026

Signature :



Name : Anuj Kumar Tayal  
President (Tech)

Address : West Coast Paper Mills Ltd.,  
Bangur Nagar DANDELI . ( U.K.) 581-325